
ECE 1778: Creative Applications for Mobile Devices

Lecture 8
March 10, 2020

(1)



Today

1. Logos
2. Logistics
3. Spiral 2 Peer Review Questions
4. Spiral 2 Presentations


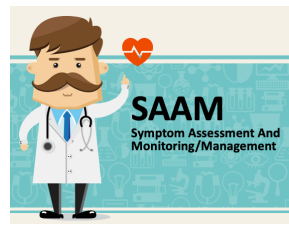


Logos

- A Logo is a picture that represents your app
 - You use it for your on-screen icon
- For example, here is the logo (that my wife drew) for my Team Chooser app:



- So you should create a good logo for your project
- Here are the logos from the last 2 years:



MONEY JARS



Acuity Tracker

TruMove

Probo



Re-Sonate
Sounding strong in your voice



museGO




ProTalk



Intellihaling

Brain Pain!



Legal Bot



(5)

Eloquence



Project Time Line

(6)



Project Stages

1. Groups Formed
2. Project Topic Approval-in-Principle
3. Project Proposal/Plan
4. Proposal & Plan Presentations
5. Lecture on User Experience & Presentations March 3rd
6. Spiral 2 Presentations
 - **March 10 (today)**
 - March 17 (next week)
7. Spiral 4 Presentations
 - Weeks of March 24/31
8. Final Presentations
 - Weeks of April 7/14
9. Final Report Due April 21st



Spiral 2 Presentation Outline

Four 'slides' total

Slide 1 & 2: Quick reminder of overall goal and function

- Being sure to provide enough context

'Slide' 3: Demo of software at Spiral 2 point

- This is the main purpose of the Spiral 2 presentation

Slide 4: What you plan to have working for Spiral 4

- Important to put good thought into this!!
- **Can choose to put this slide before demo**

■ Time Limit again 6 minutes

■ The demo should take up most of the time



Projection of Demos from Phones

- Make sure you're ready to share with Zoom!
- Two notes:
 - Best join the Zoom, **now**, with your phone that you'll be demoing (don't wait)
 - Hopefully, you've practiced how to share the screen!



Peer Review Questions

1. State **name** of project and 1 sentence that summarizes the goal
2. Comment on What You Liked in the **Demo**.
3. Provide a constructive suggestion for any aspect of the project so far.
4. Give feedback on the Spiral 4 goal(s) presented.



Notes on Spiral 2 Peer Review

General Suggestions:

- please include question at the beginning of answer
- think about being *helpful* to the team your reviewing

On Specific Questions:

Q1: State Goal of the Project in your words (what & why).

- Think about from point of view from someone who doesn't know anything about the project, and imagine you were trying to describe its essential parts. Imagine two things: 1) It is your project and 2) You're sitting next to someone on a plane who you've just met, and you want them to understand what the project is about, and why it is worthwhile.



Notes on Spiral 2 Peer Review

Q2: Comment on What You Liked in the Demo.

Q3: Provide constructive suggestion for any aspect of project

- say why – explain your suggestion
- imagine you're on the receiving end - and it is your project, and you're looking for useful feedback.

Q4: Give feedback on the Spiral 4 goal(s) presented.

- Think about what the goal is, and if it is feasible, and the right target given the overall goals
- Are they leaving too much to the end, too little?
- Do you see any challenges?



Peer Review

- Keep to review to 1 page, roughly 250 words total
- Peer Reviews for Spiral 2 Due: Friday of the **week of the presentation**



Presentations Today (March 10)

#	Project
1	Dynasway: Concussion
2	Flexinome
3	ShopAware
4	Protosight
5	ParkinSense
6	Public Protector
7	Re:Food
8	Track-a-mole
9	Paxifist
10	Chordable



Presentations March 17

#	Project
11	Ready
12	iPhasia
13	Lightbulb
14	NWTO
15	Tootti
16	Interview log
17	CalmMind
18	IllumiSmart
19	U Health
20	Present Better

